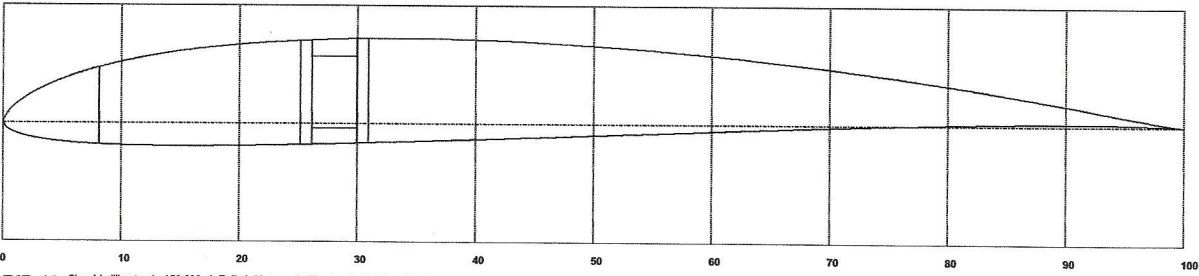
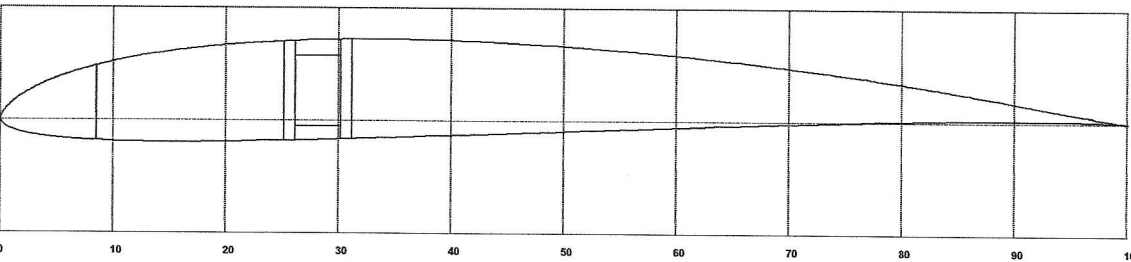


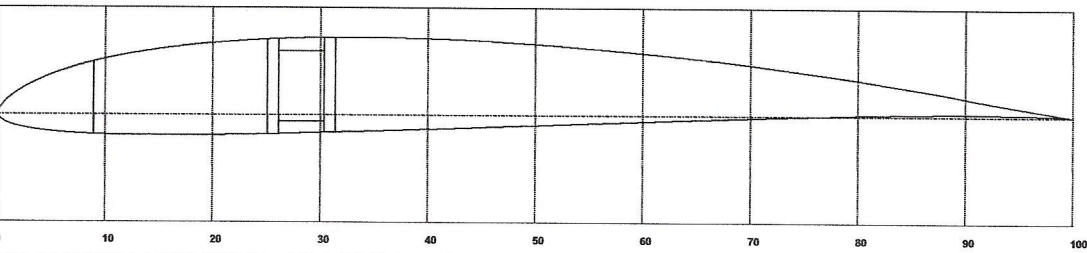
RIB 12 Chord (millimetres) : 163.000 L.E. Ref. Distance (millimetres) : 77.000 C.L. Ref. Distance (millimetres) : 562.500



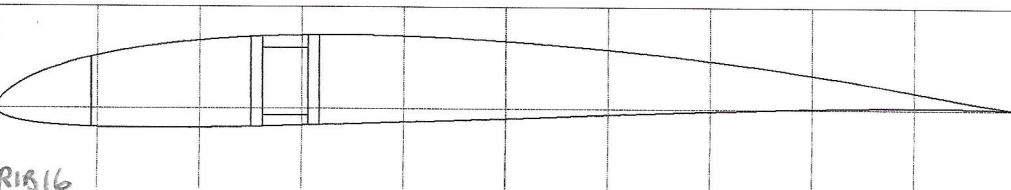
RIB 13 Chord (millimetres) : 156.000 L.E. Ref. Distance (millimetres) : 84.000 C.L. Ref. Distance (millimetres) : 609.375



RIB 14 Chord (millimetres) : 149.000 L.E. Ref. Distance (millimetres) : 91.000 C.L. Ref. Distance (millimetres) : 656.250



RIB 15 Chord (millimetres) : 142.000 L.E. Ref. Distance (millimetres) : 98.000 C.L. Ref. Distance (millimetres) : 703.125



RIB 16